


# 48V Hybrid Electric Vehicle Tester

## Regenerative Series



- Programmable High Current Source and Sink
- Designed to test energy storage devices by emulating load profiles of dual voltage system vehicles
- 500A, 100VDC charge / discharge
- High dynamic IGBT power circuits
- Sinusoidal mains regeneration
- Integrated CAN interface to connect additional channels for data acquisition and control
- Modular and scalable system with optional components
- Cabinet conveniently sized to fit through standard doors
- Large read-outs, lights and push-buttons for easy and safe operation
- Controlled by Battery Manager or CAN bus



■ TECHNICAL DATA\*

48V Hybrid Electric Vehicle Tester

BNT 500-0100-1 IGBT

■ DC DATA

Test circuits per module	1
Paralleling of modules	dependent on configuration
Voltage range, V	0 – 100
Cont. current per circuit, A	500
Cont. power per circuit, kW	42
Accuracy measurement U, I	< ± 0.1% FSR
Current rise time (10 – 90%)	≤ 3ms
Transition time charge/discharge	zero crossing time
Data Acquisition Rate (DAR)	1.1ms

■ AC DATA

Mains connection	208** – 480V ± 10%, 50 – 60Hz ± 3Hz (3-phase)
Rated power-factor	> 0.98
Max. efficiency, %	> 92
Galvanic isolation to mains	yes
AC mains contactor	yes

■ COOLING, ENVIRONMENTAL CONDITIONS

Cooling	air cooled, front to top
Ambient temperature, operating	10 – 40°C (50 – 104°F)
Humidity	10 – 90% RH, non-condensing and non-corroding

■ GENERAL DATA

Protection level	IP20
Dimensions height, width, depth	1995 x 800 x 870 mm
Weight	approx. 900kg
Colour	RAL 7016 Anthracite grey

■ OPTIONS & ACCESSORIES

Isolation fault monitor, software defeatable, second set of DC output contactors

Cabinet castors, DC connection boxes

Data loggers for additional inputs: voltage, temperature, analog, I/O for auxiliary devices, RS-232, CAN interfaces

BIND-Concept for synchronisation of multiple circuits in one climate chamber

\* Design and specifications are subject to change without notice.

\*\* power reduced.



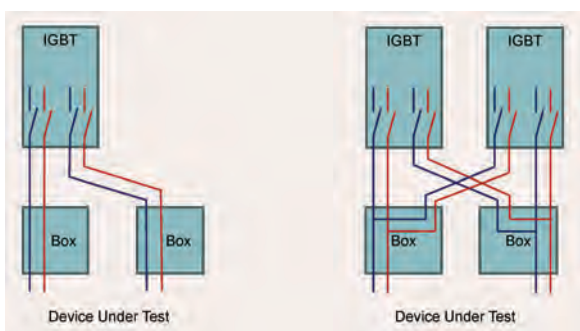
Data Logger



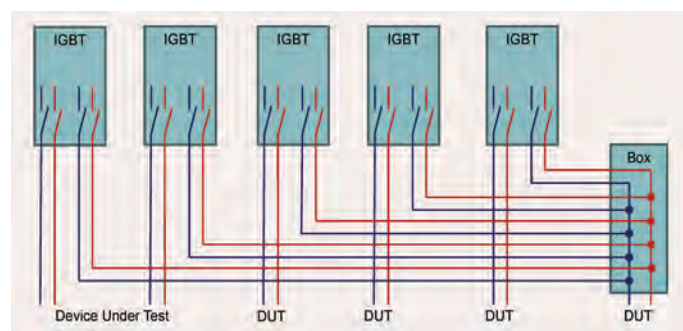
CAN Temperature Logger



Safety Monitoring Device for Voltage and Temperature



Options: second set of DC output contactors and DC connection boxes




Paralleling of modules dependent on configuration

Aachen, Germany  
 ☎ +49 241 168 090  
 ☎ +49 241 168 0919  
 ✉ info@digatron.de  
 🌐 www.digatron.de

Shelton, (CT), USA  
 ☎ +1 203 446 8000  
 ☎ +1 203 446 8015  
 ✉ info@digatron.com  
 🌐 www.digatron.com

Qingdao, China  
 ☎ +86 532 8608 9988  
 ☎ +86 532 8608 9909  
 ✉ info@digatron.com.cn  
 🌐 www.digatron.com

Pune, India  
 ☎ +91 20 27472532  
 ☎ +91 20 27475817  
 ✉ gdadkar@adordigatron.com  
 🌐 www.digatron.com



rev140316